

















CUTTING EQUIPMENTS

FOR JOINERY AND PORTAL MACHINING SYSTEMS

W O O D

SPECIAL ACCESSORIES FOR JOINER

CUTTING EQUIPMENTS

TYPE	SUITING	DESCRIPTION	GROOVE WIDTH	CHAIN PITCH
FSSONDER82A	joinery and portal machining systems such as PBA, K2i, ...	guide bar length: 500 mm, full hard faced running surfaces and centre plate, additional lubrication point	1,6 mm	3/8"
GUIDE BAR				
ASSOCIATED SAW-CHAIN	 			
	HMH3/8", kerf 8 mm HZ75LP, kerf 8 mm			
				
	incl. lubrication point			
FSSONDER84	portal machining systems such as PBA, ...	guide bar length: 500 mm, full hard faced running surfaces	3 mm	15 mm
GUIDE BAR				
ASSOCIATED SAW-CHAIN	  			
	Duracut, kerf 12 mm Procut, kerf 12 mm Logmax, kerf 13 mm			
				
	incl. lubrication point			
FSSONDER88A FSSONDER88D	joinery machining systems such as K2i, ...	guide bar length: 1250 mm, as well as 625 mm, fully hardened	1,6 mm	3/8"
GUIDE BAR	 			
ASSOCIATED SAW-CHAIN	 			
	HMH3/8", kerf 8 mm HZ75LP, kerf 8 mm			
				
	incl. lubrication point and optional with hard faced surface			

RY AND PORTAL MACHINING SYSTEMS

TYPE	SUITING	DESCRIPTION	GROOVE WIDTH	CHAIN PITCH
FSSONDER88B FSSONDER88E	joinery machining systems such as K2i, ...	guide bar length: 1250 mm, as well as 625 mm, fully hardened	2 mm	.404"
GUIDE BAR	 CROSSHEAD DIE  incl. lubrication point and optional with hard faced surface			
ASSOCIATED SAW-CHAIN	 HZ18HX 404/2, kerf 9,5 mm HZ404 RMHS, kerf 10,5 mm			

PRINZ SERVICE FEATURES

PRINZ is your specialist when it comes to professional maintenance and care of your chains and guide bars. We offer you precise saw-chains sharpening and professional repair of worn guide bars as a service.

✓ before



✓ after



ACCESSORIES IN HIGHEST QUALITY

✓ RIVETING AND UNRIVETING DEVICE

for a quick and easy chain repair • suitable for chipper and scraper chains



✓ CHAIN SHARPENER

the perfect chain sharpener for professional use • easy to use, manual sharpening
• exact sharpening for enhanced life span of your chains




✓ PRINZ SPECIAL SAW-CHAIN OIL

obtainable in 100 and 150 viscosities • for optimal protection of your bars and chains
• outstanding lubricating and adhesive power • by using PRINZ special saw-chain oil, you achieve the highest degree of service life for your guide bars, chains, chain drive sprockets and pulleys • obtainable in 5 l, 60 l and 210 l package



✓ PRINZ PEG EQUALIZING DEVICE

PRINZ PEG is best suited for the optimal repair and maintenance of all guide bars. With the PEG, you extend your cutting equipments' service lives in a simple way. The guide bar's running surfaces are corrected and burr formation is ground off.



V1-20 | Errors and misprints excepted.

